


2017/2018



FACTS AND FIGURES

Columbia/Boone County
Missouri



Regional Economic Development Inc.

WELCOME *to* COLUMBIA

BOONE COUNTY, MISSOURI

Columbia/Boone County, Missouri, is centrally located in the United States in mid-Missouri, along Interstate 70 between Kansas City and St. Louis. Eleven major cities are located within 500 miles of Columbia. Columbia/Boone County lies in the Central Time Zone.





TABLE OF CONTENTS

Population	4
Employers.....	5
Schools.....	6
Higher Education	7
University of Missouri	8
Cost of Living	12
Housing.....	14
Community	15
Taxes	16
Transportation/Utilities.....	18
Missouri Certified Sites.....	19
Boone County Communities ..	20
REDI Investors.....	22
About REDI.....	23

THANK YOU FOR YOUR INTEREST IN COLUMBIA, MISSOURI.

Columbia is a growing city (population 120,612) with a strong economy rooted in education, research, healthcare, life-sciences, manufacturing and high-tech industry.

Columbia has been called a recession-resistant community due to our diverse and stable economy. Regional Economic Development Inc. (REDI) works to attract new businesses to Columbia and Boone County to maintain and deepen our economic diversity and assure a prosperous future for our community. REDI also works to assist and expand established legacy companies, as well as foster entrepreneurship and business start-ups.

Columbia is Boone County's largest population center and has received numerous national awards and recognitions. Columbia is also home to numerous colleges and the state's major research institution, the University of Missouri.

Assets within the University of Missouri, when combined with the highly-educated workforce living in this area, make mid-Missouri an ideal location to develop and nurture emerging life sciences technology.

The University of Missouri offers collaboration at the University's Christopher S. Bond Life Sciences Center, the Missouri Innovation Center, the Life Science Business Incubator at Monsanto Place, the MU Research Reactor, and Discovery Ridge Research Park. All of these facilities are available for companies that benefit from close collaboration with world-class University researchers.

In this Fact Book you will find county-wide and City of Columbia specific data. Whether you locate to Columbia, Ashland, Centralia or Hallsville, their close proximity to one another enables all Boone County residents to take advantage of the numerous amenities available throughout the mid-Missouri region.



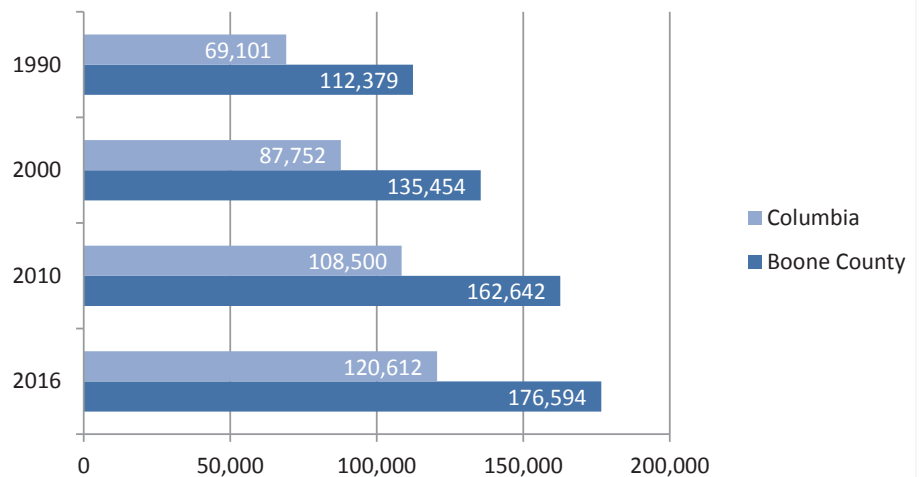
POPULATION

BOONE COUNTY AGE BREAKDOWN

< 5 Years	5.9%
5-9 Years	5.7%
10-14 Years	5.4%
15-19 Years	8.1%
20-24 Years	15.0%
25-39 Years	21.6%
40-44 Years	5.2%
45-49 Years	5.3%
50-54 Years	5.6%
55-59 Years	5.7%
60-64 Years	5.1%
65-84 Years	9.8%
> 85 Years	1.5%
Male	85,667
Female	90,917
Median Age	30.9

Source: U.S. Census Bureau,
2016 Population Estimates

COUNTY AND CITY POPULATION



Source: U.S. Census Bureau, 2016 Population Estimates

BOONE COUNTY POPULATIONS

Columbia	120,612
Ashland	3,707
Centralia	4,027
Hallsville	1,491

Source: U.S. Census Bureau 2016 Population Estimates

BOONE COUNTY LARGEST EMPLOYERS

*University of Missouri-Columbia	8,706
University Hospital and Clinics	4,600
Columbia Public Schools	2,517
Veterans United Home Loans	1,742
City of Columbia	1,487
Harry S Truman Veteran's Hospital	1,341
Boone Hospital Center	1,220
Shelter Insurance Companies	1,139
Joe Machens Dealerships	882
MBS Textbook Exchange	827
State Farm Insurance Companies	700
Columbia College	684
~Hubbell Power Systems, Inc	580
Kraft Heinz	508
~State of Missouri (excludes MU)	503
^IBM	487
Boone County Government	448
3M	444
AEG Laboratories	372
MidwayUSA	346
~US Postal Service	303
Woodhaven	293
Missouri Employers Mutual	291
Central Bank of Boone County	290
Landmark Bank	250
MFA, Inc	241
~Pepsico/Quaker Oats	219
~Schneider Electric: Square D	214
Boyce & Bynum Pathology Laboratories, PC	190
~U.S. Dept of Agriculture	185
AAF Flanders	180
CenturyLink	180
Columbia Insurance Group	160
OTSCON	135
Columbia Orthopaedic Group	130

The above numbers represent the number of full-time benefited employees each company employs in Boone County only.

Source: Individual companies, unless noted

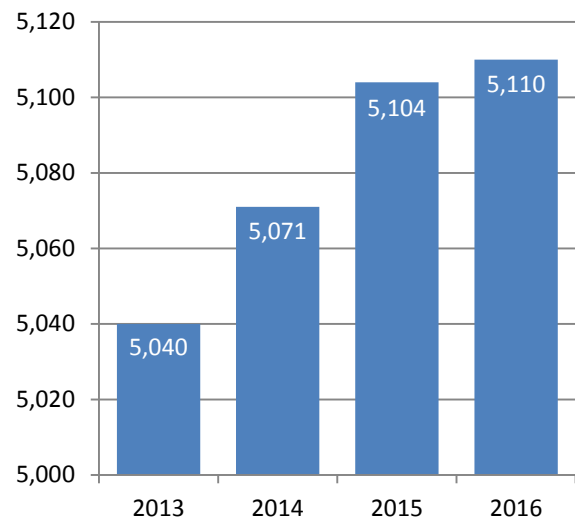
~ Figures reported 2016 or prior.

^Does not publicly disclose. Calculated from reports.

*Includes MU, Extension and System employees



BUSINESS LICENSES



Source: City of Columbia Finance Department

COLUMBIA/BOONE COUNTY SCHOOLS

Columbia and Boone County schools are strong, routinely producing some of the largest numbers of National Merit Scholars among Missouri public and private school districts.

Columbia Public Schools (CPS) is a K-12 district accredited with distinction by the Missouri Department of Elementary and Secondary Education. CPS high school students consistently achieve ACT test scores above the state and national averages. The ACT Profile Report, summarizing the performance of ACT test-takers in the Class of 2016, indicated that Columbia students' average composite score is 23.2, higher than the average of Missouri test-takers (21.7) and the national average (21.0).

In 2015-2016, STAR assessment results indicate 78.3 percent of students are reading on grade level by the end of third grade. Nearly 82 percent of elementary students demonstrate proficiency in math.


More than 2,500 high school students took AP courses, taking a total of 1,774 course exams with 74.3 percent earning AP credit.

From the district, 78.1 percent of students attend college or post-secondary institution, compared to 68 percent statewide.

The Columbia Area Career Center has been granted the full five-year period of continuing accreditation from the North Central Association Commission on Accreditation and School Improvement.

BOONE COUNTY PUBLIC SCHOOLS		
School	2016 Enrollment	Student-Classroom Teacher Ratio
Columbia Public Schools	17,213	18:1
Southern Boone Public Schools (Ashland)	1,603	18:1
Centralia Public Schools	1,334	17:1
Hallsville Public Schools	1,348	18:1
Harrisburg Public Schools	532	16:1
Sturgeon Public Schools	457	15:1

Source: Districts, Missouri DESE Comprehensive Data System



HIGHER EDUCATION

In addition to the University of Missouri flagship campus, Columbia boasts private universities, satellite campuses, and many other higher education opportunities nearby.

THE UNIVERSITY OF MISSOURI was founded in 1839 in Columbia, representing the birth of public higher education west of the Mississippi River. Today, the 1,262-acre campus improves lives as Missouri's largest public research university and serves citizens statewide as a land-grant institution. MU offers more than 300 degrees and certificates through 18 colleges and schools. Among Missouri's public universities, Mizzou grants 28 percent of bachelor's degrees, 19 percent of master's degrees and 58 percent of doctoral degrees. MU has 33,000 students from every U.S. state and 115 countries and is a member of the prestigious Association of American Universities. Faculty, staff and students work hard to honor the public trust by upholding four values: respect, responsibility, discovery and excellence. Contact the Office of Visitor Relations at 104 Jesse Hall, Columbia, MO 65211; 573-882-6333 or 800-856-2181, or www.visitus.missouri.edu.

COLUMBIA COLLEGE serves more than 30,000 students each year through its traditional campus in Columbia, as well as its evening, online and nationwide campuses in 13 states across the country. Columbia College offers associate, bachelor and master degrees. The college was founded in 1851 as Christian Female College. In 1970, the school opened its doors to men and women and changed its name to Columbia College. In 1973, the college began offering classes beyond Columbia, and in 2000, it began what is now a robust online program. Contact Columbia College at 1001 Rogers St., Columbia, MO 65216; 573-875-7352 or www.ccis.edu.

STEPHENS COLLEGE is a women's college located in Columbia. It is the second oldest female educational establishment that is still a women's college in the United States. Founded in 1833, it offers undergraduate education for women in the liberal arts and provides solid preparation in the performing arts and pre-professional fields. Numerous majors and minors are offered, as well as degree partnerships and study experiences with other institutions. Graduate, online and certificate programs are open to men as well as women. Contact Stephens College, 1200 East Broadway, Columbia, MO 65215; 573-442-2211 or www.stephens.edu.

MOBERLY AREA COMMUNITY COLLEGE offers Associate degrees at its 53,500 square foot facility in Columbia. MACC offers a full range of academic and career technical courses required for various degrees. Located at Parkade Center, 602 Business Loop 70 West, Columbia, MO; 573-234-2068, www.macc.edu/index.php/locations/columbia.

CENTRAL METHODIST UNIVERSITY is a four-year private university located in Fayette, with sites across the state including Columbia, at 1400 Forum Blvd., Columbia, MO 65203; 573-447-3311, www.centralmethodist.edu/cges/columbia.php.

WILLIAM WOODS UNIVERSITY is a four-year university offering undergraduate and graduate degrees. Located in Fulton with a Columbia campus in the Cornerstone Building, 3100 Falling Leaf Court, Columbia, MO 65201; 573-449-8170, www.williamwoods.edu/contactus/index.asp.

COLUMBIA AREA CAREER CENTER is one of several local resources for continuing education, career training, educational assistance, mentor programs and test preparation. Specializing in adult and continuing education, the CACC is located at 4203 South Providence Road, Columbia, MO 65203; 573-214-3800, www.Career-Center.org.

BRYAN COLLEGE offers healthcare and business programs at its Columbia location. Bryan College offers associate degrees and diplomas in a career-focused environment. Located at 3215 LeMone Industrial Boulevard, Columbia, MO 65201 ; 877-244-1251, www.bryancolleges.edu/colleges/columbia-missouri.

POST-SECONDARY EDUCATION OPPORTUNITIES WITHIN 50 MILES OF BOONE COUNTY

School	Enrollment
University of Missouri	33,239
Columbia College	16,413
Moberly Area Community College	5,060
Lincoln University	2,738
William Woods University	2,076
State Technical College of Missouri	1,227
Central Methodist University	1,094
Westminster College	876
Stephens College	954
Metro Business College	58
Bryan College	74
Columbia Area Career Center	59

Source: National Center for Educational Statistics

THE UNIVERSITY OF MISSOURI



“MISSOURI’S BUSINESS COMMUNITY . . .

. . . has benefited from more than 175 years of public and private investment in MU, one of America’s great flagship universities. Our faculty, staff and students help fuel economic growth and prosperity by generating innovations and original ideas that prepare a highly educated workforce, help businesses succeed and create jobs.”

— **Alexander Cartwright, MU Chancellor**

NUMBER OF DEGREES AWARDED WITHIN SELECTED SCIENCE-RELATED FIELDS 2015-2016

	BACH	MAST	DOCT	PROF	TOTALS
College of Agriculture, Food and Natural Resources (includes Animal Science, Biochemistry, Food Science, Forestry, Fisheries and Wildlife, Plant Sciences, Soil and Atmospheric Sciences)	333	81	26	—	440
College of Engineering (includes Chemical, Civil, Environmental, Computer, Electrical, Industrial, Mechanical, Nuclear, Bioengineering)	693	136	36	—	865
School of Medicine	—	—	8	87	95
College of Veterinary Medicine	—	8	2	107	117
College of Arts and Science					
Biological Sciences	271	—	9	—	280
Chemistry	26	2	23	—	51
Computer Science	10	—	—	—	10
Geological Sciences	11	8	3	—	22
Mathematics and Statistics	59	43	16	—	118
Physics	21	8	6	—	35

MU granted a total of 8,902 degrees in 2015-16. More than 39 percent of degrees awarded were in science, technology, engineering, mathematics or health fields.

MU IS AN IMPORTANT INVESTMENT

- MU's founders established the first public university west of the Mississippi River and the first state university in Louisiana Purchase territory.
- Many states fund separate research and land-grant universities, but Missouri combines those roles at its flagship institution. As the state's major public research university, MU solves problems and improves lives. As a land-grant institution, MU has a statewide mission of serving the public good.
- Based on quality of teaching, research and scholarship, MU is one of only 60 public and private U.S. universities - and one of only two Missouri institutions - invited to membership in the prestigious Association of American Universities. MU has been an AAU member since 1908.
- MU is grouped with universities that offer the most educational opportunities and highest level of instruction. The Carnegie Classification of Institutions of Higher Education describes MU as a doctoral university with "highest research activity."
- Among Missouri's public universities, Mizzou grants 28 percent of bachelor degrees, 19 percent of master degrees and 58 percent of doctoral degrees.

MU PROVIDES A FIRST-RATE EDUCATION FOR DIVERSE STUDENTS

- MU has more than 33,000 students from every U.S. state and 115 countries.
- The fall 2016 semester began with the third-highest retention rate in the university's history and the highest ACT scores of any incoming freshman class.
- Graduate programs, professional schools and the discovery of new knowledge through research add unparalleled value to an MU degree. Mizzou also offers many real-world experiences, including opportunities for civic involvement, humanitarianism, advocacy, leadership and stewardship.
- MU's endowed chairs and professorships help the university recruit nationally prominent scientists and scholars. Mizzou faculty excel at teaching and in their fields. They bring discoveries and creative achievements into the classroom, lead national groups, publish in prestigious journals, attract research grants and win major honors.
- Hundreds of students participate in formal research through 10 major programs, and others perform research for pay or academic credit. Students present their work at regional, national and international conferences.

MISSOURI INNOVATION CENTER

*BRIGHT IDEAS BECOMING
BRILLIANT COMPANIES*

The Missouri Innovation Center (MIC) is home to startup companies based on MU faculty and student innovations. In addition, the MIC recruits other young companies to Columbia to collaborate with MU researchers.

DISCOVERY RIDGE RESEARCH PARK

*WHERE SCIENCE
GOES TO WORK*

Discovery Ridge is an emerging research park and joint project of the University of Missouri System and MU. The park has two tenants, Analytical Bio-Chemistry Laboratories and IDEXX RADIL, a biomedical diagnostic company.

- MU students hold patents and start businesses. They own their intellectual property, manage an angel investment fund supported by the Kauffman Foundation, participate in the Entrepreneurship Alliance talent incubator, and win venture and pitch competitions.
- Each year, 4,500 undergraduates gain experience and earn credit by volunteering 210,000 hours for 440 community and government partners through 250 courses.
- By the time they graduate, 20 percent of undergraduates have studied abroad through 275 programs in 48 countries.

MU RESEARCH GENERATES NEW KNOWLEDGE

- MU has pushed the frontiers of research and scholarship for nearly two centuries. Faculty inventors and creators share discoveries with students and link Missouri industry, agriculture, emerging businesses and innovative ideas.
- MU is one of only six public institutions nationwide that can claim a medical school, veterinary medicine college and a law school on the same campus. Faculty and students also have immediate access to agriculture and engineering colleges along with the largest nuclear research reactor on any American campus.
- As the state's major public research university, MU has thousands of active grants and contracts and spends \$248 million annually on scientific research, including \$101.8 million from federal sources.
- Examples of first-rate interdisciplinary research environments at MU include the Thompson Center for Autism and Neurodevelopmental Disorders, the Christopher S. Bond Life Sciences Center, the Dalton Cardiovascular Research Center and the Donald W. Reynolds Journalism Institute.
- MU has unmatched expertise and a longstanding culture of collaboration in four exceptionally strong areas: Food for the Future, One Health/One Medicine, Media of the Future and Sustainable Energy. We call it the Mizzou Advantage.
- Mizzou improves human and animal health by offering leading-edge medical treatments through more than 300 clinical trials each year.

- MU is planning a new Translational Precision Medicine Complex that will help position the university as a leader in biomedical research, especially in the areas of human and animal medicine, molecular biology, nanoscale engineering and innovative patient care.

MU POWERS THE ECONOMY

- The Association of Public and Land-Grant Universities designates MU as an "Innovation and Economic Prosperity University" for spurring economic development through innovation, entrepreneurship, and workforce development.
- MU, a \$2.2 billion enterprise, accounts for about 70 percent of the research dollars flowing to Missouri public universities. For every \$1 million of research funds Mizzou attracts, 30 jobs in the community are supported.
- Mizzou educates the workforce, granting a record 8,902 degrees in 2015-16. More than 39 percent of degrees awarded were in science, technology, engineering, mathematics and health fields.
- More Missouri physicians have earned medical degrees from MU than from any other university, almost two-thirds of the state's veterinarians are graduates, and law alumni serve at every level of the state judiciary. Wall Street Journal and U.S. News recruiter assessments describe Crosby MBA graduates as well-prepared and highly skilled.
- MU has more than 300,000 alumni worldwide, 160,757 alumni in Missouri, 63,123 alumni in the Kansas City area and 63,123 alumni in St. Louis.
- Hundreds of alumni and friends are supporting the historic \$1.3 billion *Mizzou: Our Time to Lead* campaign to endow resources for MU's future, support signature research centers and institutes, and fuel a campus renaissance.
- Mizzou has 2,507 international students (7.1 percent of total enrollment). According to the annual Open Doors report, international students contribute more than \$615 million to the Missouri economy each year.

MU CULTIVATES AN ECOSYSTEM FOR ENTREPRENEURSHIP

- The University of Missouri is home to some of the most cutting-edge research going on anywhere in the U.S. This work has a tremendous impact on this region's innovation economy and vice versa. In fact, in the last five years the UM System generated \$50.98 million in income from more than 169 different technology licenses.
- In April 2017, the Milken Institute ranked the University of Missouri System in the top 20 percent of the nation's higher education institutions for turning basic research into new technologies.
- Examples of Mizzou startup ventures: Organovo, based on MU's 3-D bioprinting technology that builds living tissues, is now traded on the New York Stock Exchange; Beyond Meat, a soy-based meat substitute, is on retail shelves; Nanova Biomaterials Inc. is manufacturing a fluoride dental varnish called StarBright; and Eternogen, which produces collagen-based tissue products, is now in the commercialization phase.
- The Missouri Innovation Center (MIC) helps launch startup companies, many of which grow from student and faculty discoveries. MIC staff provide resources, mentoring and assistance with financing.
- MU's Coulter Translational Partnership Program accelerates the translation of biomedical innovations into products that improve patient care. The program bridges the gap between academic research and industry by providing engineer-clinician teams with the funding and resources needed to de-risk their technology and attract more funding to continue the commercialization process.
- The Mizzou Venture Mentoring Service is an educational program and consulting service that recruits successful business and community members to provide confidential mentoring to aspiring entrepreneurs within the MU community. The goal is to create a culture that helps Missouri retain the best and brightest entrepreneurial minds.

MU FACULTY EXCEL AT TEACHING AND THEIR FIELDS

- MU's faculty bring discoveries and creative achievements into the classroom, publish more than 1,600 books and scholarly articles each year, and attract multi-million-dollar research awards. Examples: \$25 million, fund Kinder Institute on Constitutional Democracy (Kinder Foundation); \$20 million, analyze climate variability (National Science Foundation); \$14.8 million, reduce avoidable hospitalizations (U.S. Dept. of Health and Human Services); \$9 million, strengthen families (U.S. Department of Health and Human Services); \$3.5 million, improve classroom behaviors (U.S. Department of Education).
- With 120 plant scientists, 18 agricultural research centers statewide and MU Extension innovations for farmers, Mizzou is leading the way in improving global food security.
- Of MU's full-time, ranked faculty, 91 percent hold doctorates or the highest degree in their field.
- The National Academy of Inventors consistently places the university among the top 100 institutions in the world for the number of utility patents granted to our faculty.

MU SERVES THE PUBLIC GOOD

- MU's founders established the first state university in Louisiana Purchase territory with the belief that a diffusion of knowledge among the people is essential for a free society.
- MU is classified by the Carnegie Foundation for the Advancement of Teaching as a "Community Engaged Campus," a classification for stellar public service.
- MU Health's more than 4,000 employees work in one of the state's most comprehensive health care networks, which includes four hospitals, one cancer center and numerous primary and specialty clinics.
- MU Extension, supported by a partnership with federal, state and local governments, takes university knowledge to Missouri's 114 counties, Kansas City and St. Louis.
- Last year, more than two million Missourians turned to MU Extension to improve their lives, communities and the economy.
- Ellis Fischel Cancer Center at MU is the first academic health center to join MD Anderson Cancer Network® as a certified member. The network gives medical teams access to MD Anderson's experts and best practices.

CHRISTOPHER S. BOND LIFE SCIENCES CENTER

TEAMWORK IS KEY TO ADDRESSING MODERN PROBLEMS

The Bond Life Sciences Center is a state-of-the-art facility housing MU's top life scientists who work together to improve the quality and safety of food, prevent and treat disease and protect the environment.

RESEARCH REACTOR

PROVIDING QUALITY NUCLEAR PRODUCTS & SERVICES

The MU Research Reactor (MURR) is the largest U.S. producer of radioisotopes used in the diagnosis and treatment of cancer.

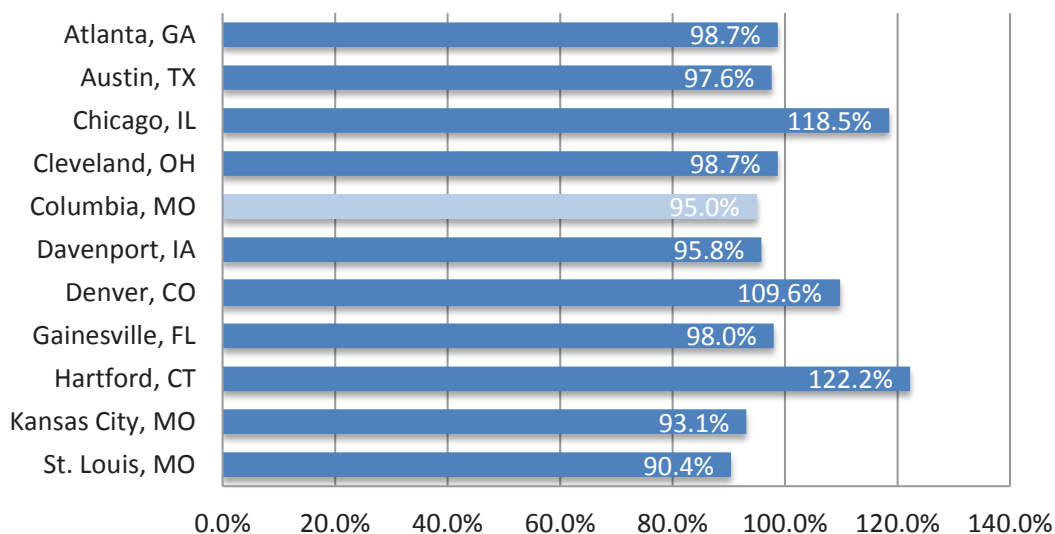
DALTON CARDIOVASCULAR RESEARCH CENTER

CENTER OF EXCELLENCE IN CARDIOVASCULAR RESEARCH

Interdisciplinary research is the hallmark of the university's Dalton Cardiovascular Research Center. Mizzou scientists from such fields as biochemistry, engineering, medicine, physiology and veterinary medicine come together and apply their particular expertise to health problems like hypertension, cancer, cystic fibrosis and heart disease.

COST OF LIVING

COST OF LIVING - 2016 AVERAGES



Source: C2ER Cost of Living Index 2016 Annual Average Data



HOUSEHOLD INCOME

Income	Boone	Columbia
<\$10,000	11.0%	13.3%
\$10,000 - \$14,999	5.4%	6.1%
\$15,000 - \$24,999	10.4%	11.2%
\$25,000 - \$34,999	10.3%	10.0%
\$35,000 - \$49,999	13.0%	13.4%
\$50,000 - \$74,999	17.5%	14.8%
\$75,000 - \$99,999	11.9%	10.1%
\$100,000 - \$149,999	12.2%	12.1%
\$150,000 - \$199,999	4.8%	5.0%
>\$200,000	3.6%	4.0%
Total # of Households	66,980	45,024
Median	\$49,899	\$44,907
Mean	\$67,777	\$66,798

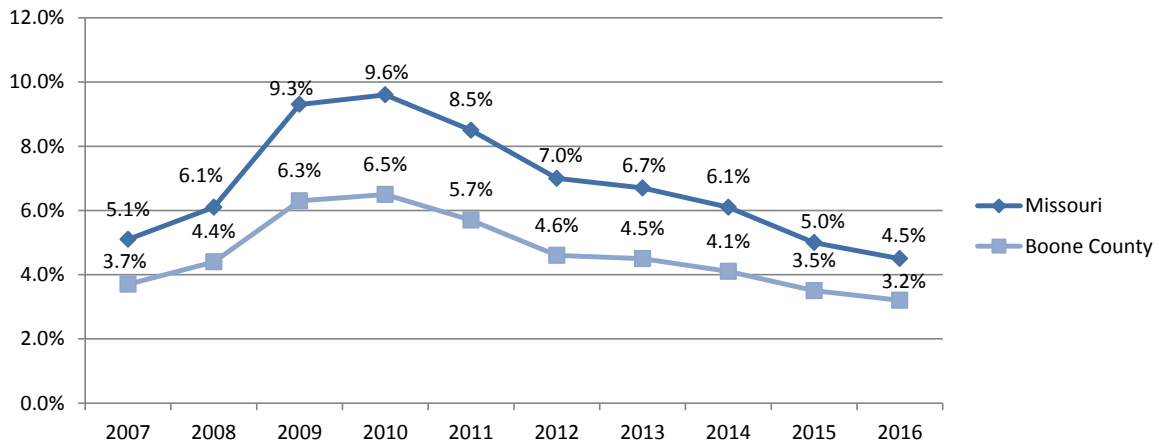
Source: U.S. Census Bureau, 2011-2015 ACS 5-Year Estimates

MEAN HOURLY WAGE RATE FOR AREA MSAS

	Columbia	St. Louis	Kansas City
Bookkeeping, Accounting, & Auditing Clerks	\$16.88	\$19.06	\$18.93
Computer Programmers	\$30.61	\$40.87	\$37.14
Database Administrators	\$34.50	\$43.91	\$40.24
First-Line Supervisors of Production & Operating Workers	\$29.12	\$30.05	\$29.18
Industrial Production Managers	\$49.96	\$50.52	\$48.16
Laborers and Freight, Stock & Material Movers, Hand	\$14.07	\$15.29	\$14.28
Office Clerks, General	\$14.67	\$15.70	\$15.27
Receptionists and Information Clerks	\$12.17	\$12.33	\$13.94
Assemblers and Fabricators, All Other	\$20.03	\$13.53	\$18.77
Heavy and Tractor-Trailer Truck Drivers	\$19.91	\$22.73	\$21.88

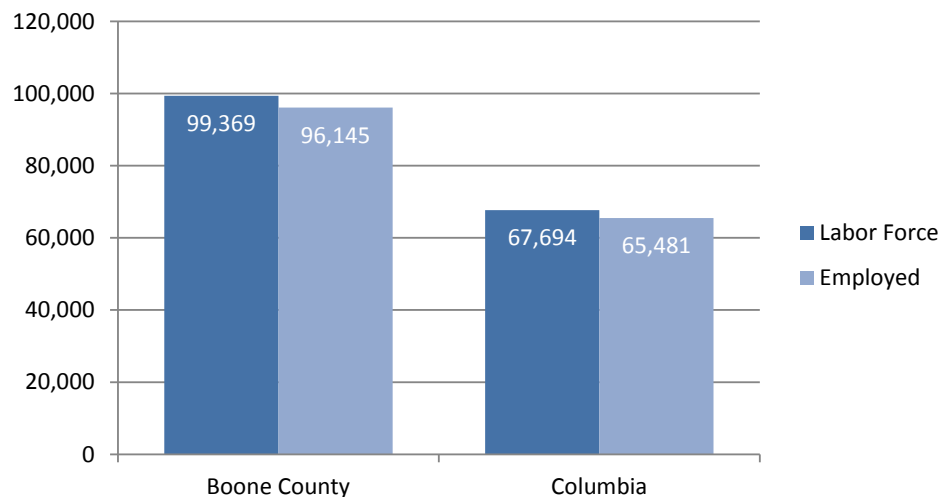
Source: U.S. Bureau of Labor Statistics; May 2016 Wage Estimates

STATE AND COUNTY AVERAGE UNEMPLOYMENT RATES



Source: Missouri Economic Research and Information Center

LABOR FORCE



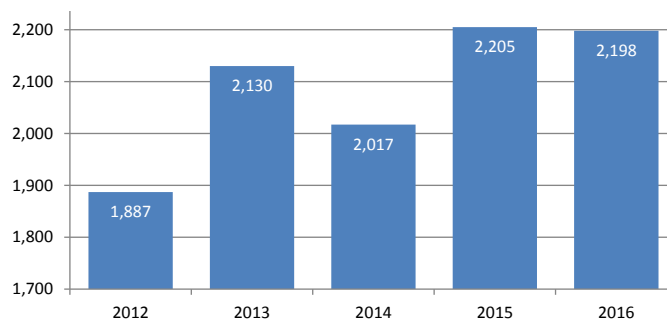
Source: Missouri Economic Research and Information Center, 2016 Annual Averages

HOUSING

Columbia and Boone County offer a lot of house for the money.



NUMBER OF SINGLE FAMILY HOMES SOLD



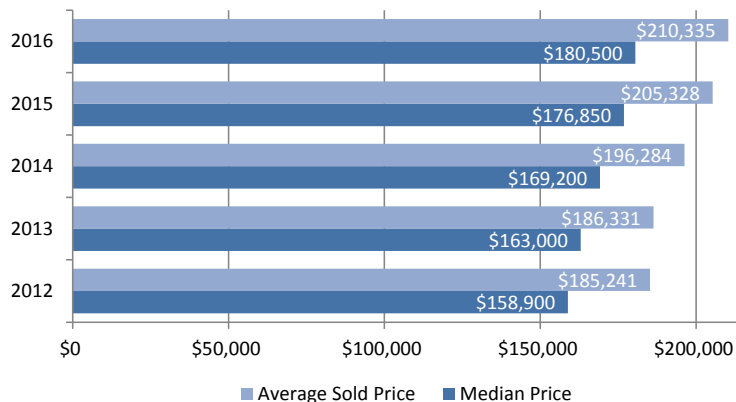
Source: Columbia Board of Realtors

BOONE COUNTY HOME SALES

	2012	2013	2014	2015	2016
Under \$50K	51	60	45	37	34
\$50K - \$80K	82	127	85	87	70
\$80K-\$100K	94	170	95	80	73
\$100K-\$160K	719	798	664	681	638
\$160K-\$350K	816	981	968	1,131	1,138
>\$350K	129	146	178	203	245
Totals	1,891	2,282	2,035	2,205	2,198



MEDIAN PRICE AND AVERAGE SOLD PRICE



Source: Columbia Board of Realtors

COMMUNITY

COLUMBIA RACE DISTRIBUTION

White	78.7%
African American	10.0%
Asian	5.6%
Hispanic/Latino	3.4%
American Indian/Alaskan Native	0.2%
Native Hawaiian/Pacific Islander	0.1%
Some other race	1.0%
Two or more races	4.5%

Source: U.S. Census Bureau, 2011-2015 5 - Year Estimate

CLIMATE

Average Temperature	54.5°F
Average High Temperature	64.7°F
Average Low Temperature	44.3°F
Average Annual Precipitation	42.64 in
Average Annual Snow Fall	19 in

Source: US Climate Data 2016

TOTAL CONSTRUCTION

	City of Columbia		Boone County	
	Permits	Valuation	Permits	Valuation
2016	1315	\$311,216,222	985	\$99,771,483
2015	1,510	\$332,558,088	902	\$86,956,960
2014	1,375	\$347,555,392	886	\$66,669,294
2013	1,902	\$295,663,417	854	\$71,005,954
2012	1,764	\$269,777,051	894	\$61,434,724
Single Family Construction				
2016	469	\$111,564,647	291	\$69,502,995
2015	431	\$107,790,695	248	\$56,230,969
2014	344	\$89,341,131	215	\$45,952,932
2013	554	\$123,195,058	197	\$43,669,362
2012	528	\$91,236,226	181	\$38,659,844

Sources: showmeboone.com, City of Columbia

HEALTHCARE

Hospital Name	Bed Count
University Hospital and Clinics	557
Missouri Psychiatric Center	59
Women's and Children's Hospital	98
Boone Hospital Center	321
Howard A. Rusk Rehabilitation Center	60
Harry S. Truman Memorial Veteran's Hospital	124
Landmark Hospital of Columbia	42
TOTAL	1,261

Sources: American Hospital Directory, Inc.

Boone County, Missouri, with its interior continental location, experiences moderately cold winters and warm summers that are often humid. There are usually a few days of temperatures below zero during the winter months, and above 100 in the summer months, but there are some years when the temperatures do not reach these extremes. Some snow usually falls each winter, but typically stays on the ground for less than a week. The late spring and early summer months produce more frequent and larger amounts of rain than the other months of the year.

TAXES

TAXABLE SALES - BOONE COUNTY

	Quarter	Total Taxable Sales
2017	1	\$642,240,969.92
2017	2	\$687,061,289.62
2016	1	\$634,648,274.64
2016	2	\$660,580,946.40
2016	3	\$687,700,772.63
2016	4	\$710,031,328.23
2015	1	\$616,731,578.28
2015	2	\$652,282,378.18
2015	3	\$677,783,926.61
2015	4	\$693,821,501.01

Source: Missouri Department of Revenue:
Taxable Sales (Sales and Use Taxes)

BOONE COUNTY COMMERCIAL PROPERTY TAX RATE*

	2016	2015	2014	2013	2012
State	0.0300	0.0300	0.0300	0.0300	0.0300
County	0.2846	0.2846	0.2846	0.2846	0.2846
City	0.41	0.41	0.41	0.41	0.41
School District	6.0430	5.4656	5.4868	5.4239	5.4019
Boone County Library District	0.3091	0.3091	0.3091	0.3036	0.3036
Surtax*	0.6100	0.6100	0.6100	0.6100	0.6100
TOTAL	7.6867	7.1093	7.1305	7.0621	7.0401

Source: Boone County Collector's Office

Tax rates are representative -- actual rates may vary upon location

Commercial Property is assessed at 32% of fair market value

Residential Property Tax Rate is assessed at 19% of fair market value

The tax rate is applied to each \$100 of assessed value

2016 Sales Tax in Columbia is 7.975% except in TDD designated areas which may have a tax rate as high as 8.475%

*County-wide Surtax on Subclass III Real Property. County includes General Revenue, Family Resources, Common Road and Bridge

SALES TAX

Boone County's combined state and local rate is 7.975%. An additional sales tax, up to 1%, may apply within Transportation Development Districts (TDDs). Missouri has responded to the needs of industry by providing eighteen major exemptions from sales/use taxes. Some of those exemptions include:

1. Machinery and equipment used in a manufacturing facility
2. Machinery that abates air or water pollution
3. Materials and supplies used to install the above
4. Electricity consumed in the manufacturing process; provided the cost of the electricity exceeds ten percent of total production costs.

MISSOURI CORPORATE INCOME TAX

The state of Missouri was one of only five states to earn an "A" on their Tax Climate in the 2014 Manufacturing and Logistics Report card issued by Ball State University Center for Business and Economic Research.

State law sets the corporate income tax rate at 6.25% of net taxable income earned by a business in Missouri. In addition, Missouri allows 50% of federal income tax payments to be deducted before computing taxable income; a net effective rate of 5.2%. This is 7th-lowest in the nation.

- Missouri income allocated on the lower of: 1) sales, or 2) 'three factor' formula based on sales, property and payroll
- No worldwide or nationwide unitary tax assessment

PROPERTY TAX

Personal property equipment is assessed at 33⅓% of fair market value.

- The inventories of manufacturers, retailers, distributors and wholesalers are exempt from property tax.
- Agricultural Property is assessed at 12% of fair or true market value.
- Residential Property is assessed at 19% of fair or true market value.
- Real property (land and building) classified as commercial or industrial is assessed at 32% of fair market value.

Assessed Value is a percentage of the market value as determined by the assessor's office. In order to calculate the assessed value, multiply the market value (or appraised value) by the appropriate assessment rate for the type of property. For example, residential property assessed at \$100,000 x 19% = \$19,000 then \$19,000 divided by \$100 = \$190 then \$190 x \$6.59 = \$1,252.10 taxes owed. For more information, contact the Boone County Collectors Office, 573-886-4285.

UNEMPLOYMENT INSURANCE

Missouri unemployment benefits provide temporary compensation to those workers meeting the eligibility requirements of Missouri law. The Missouri Dept. of Labor and Industrial Relations and other states' unemployment offices administer its own unemployment insurance program within Federal guidelines. The value of unemployment benefits in Missouri differs from that of other states because each state unemployment office applies its own formulas and limits when calculating the level of unemployment compensation. The duration of unemployment benefits in Missouri may also differ from that of other states.

WORKERS COMPENSATION

In Missouri, all businesses, with some exceptions, with five or more employees must provide workers' compensation insurance to protect their workers in case of job-related injury, illness, or death. Companies can offer this protection through a private insurance carrier or they can become self-insurers. Premium rates vary, depending on the risks associated with special occupations.

As in most states, the premium rates apply to an employee's total annual salary. The maximum weekly benefit for temporary total disability, temporary partial disability, permanent total disability and death is currently computed as 105% of the average weekly wage, determined annually on July 1. Missouri's workers' compensation rates compare favorably with those in other states. Though benefits for claimants in other states usually increase automatically from year to year, in Missouri, benefits cannot be increased without the review and approval of the state legislature.

GROSS RECEIPTS

Like most Missouri cities, the City of Columbia levies an in lieu of gross receipts tax payment on monthly utility services within the City of Columbia. The current rate is 7.5268%.

INCENTIVES

An incentive program, based on Chapter 100 Revenue Bonds, is available in Boone County. Contact REDI staff for more information at 573-442-8303.

EQUITY INVESTMENT

Centennial Investors was created to meet the early capital needs of university and private sector entrepreneurs. It assists in bringing to market exciting ideas generated in university labs and private businesses. Often referred to as "Angel Investing," this private capital is an important requirement for creating new products, services and jobs in our community. For more information, please contact either Missouri Innovation Center at 573-884-0487 or Columbia Chamber of Commerce President Matt McCormick at 573-874-1132.



TRANSPORTATION AND UTILITIES

Access to major highways, a regional airport and rail service increases delivery speed of goods and services to and from mid-Missouri. The central location also minimizes shipping costs.

AIR TRANSPORTATION

American Airlines offers round trips between Columbia Regional Airport (COU), Chicago O'Hare International Airport (ORD), and Dallas/Fort Worth International Airport (DFW); United Airlines offers round trips between Columbia Regional Airport (COU), Denver International Airport (DEN) and Chicago O'Hare International Airport (ORD). Columbia Regional Airport is located 10 minutes south of Columbia off U.S. Highway 63. The airport's primary runway (2-20) is 6,500 ft long. The crosswind runway (13-31) is 5,500 ft long.

General Aviation Services provided by Central Missouri Aviation (www.CMAair.com) include: fuel, line services, hangar space, flight instruction, charter, aircraft management, aircraft rental and large aircraft-airline/freight handling. Aircraft maintenance services are provided by Columbia Avionics (www.ColumbiaAvionics.com)

Kansas City International Airport (two hours west) and Lambert St. Louis International Airport (90 min. east) are each served by multiple major airlines.

ROADWAYS

Interstate 70-- East/West
U.S. Highway 63-- North/South

BUS SERVICES

Columbia Transit, Greyhound, airport shuttle and charter services

RAILROADS

COLT (Columbia Terminal) - includes a local transload facility, Norfolk Southern and Kansas City Southern Railway.

COLUMBIA WATER

Source: 15 wells in the McBaine bottoms, two Aqua Storage & Recovery (ASR)

Plant Capacity:

32 million gallons per day (MGD)

System Capacity: 28 MGD

Average Daily Consumption:

12.6 MGD

Peak Consumption:

23 MGD (8-3-2012)

BOONE COUNTY WATER

Consolidated District 1, District 4, District 9 and District 10

SEWER

The City of Columbia owns and operates the Columbia Regional Wastewater Treatment Plant and Constructed Wetland Treatment Units. The plant is currently permitted with a design capacity of 20.6 MGD with an average daily flow of 16.5 MGD during fiscal year 2016. A plant expansion project was recently completed and upon issuance of a new operating permit, the plant will have an increased design capacity of 25.2 MGD.

ELECTRICITY

AmerenUE, Columbia Water & Light, Boone Electric Cooperative and Centralia Municipal Water & Light

NATURAL GAS

Ameren Missouri

LOCAL BROADBAND AND TELEPHONE

There are multiple broadband providers throughout Boone County.



MISSOURI CERTIFIED SITES

DISCOVERY RIDGE RESEARCH PARK

Discovery Ridge is an emerging research park development near the campus of the states top public research university and is destined to become a thriving environment of business and research activity for tenants who desire close proximity to the intellectual resources of the University of Missouri. 12 lots available ranging in size from 2.4 acres to 12.8 acres. Owner can accommodate larger site needs via available adjoining land. No zoning. CCR's permit office, lab, light manufacturing and corporate training.

TRANSPORTATION

Nearest Interstate: Interstate 70 Distance (miles): 5

Nearest 4-Lane Highway: U.S. Highway 63 Distance (miles): 0.5

Nearest Commercial Airport: Columbia Regional Airport Distance (miles): 8

Rail Served: No

EWING INDUSTRIAL SITE

The site has approximately 283 contiguous acres zoned industrial. 109.55 acres of the 283 acres is a certified site. The site is adjacent to the COLT rail transload facility (railcar switching/truck). The site is 5 miles from Interstate 70 by route of US Highway 63 and a 5 lane freeway section of State Route B accessed by an existing signalized intersection. Site has access and proximity to an electrical substation and transmission and distribution lines and can accomodate data centers. Majority of property is zoned M-C, controlled industrial district. Site is bisected by a transmission line that cannot be built under, so may not be able to accommodate very large industrial buildings.

TRANSPORTATION:

Nearest Interstate: Interstate 70 Distance (miles): 5

Nearest 4-Lane Highway: U.S. Highway 63 Distance (miles): 3

Nearest Commercial Airport: Columbia Regional Airport Distance (miles): 19

Rail Served: Rail spur possible



BOONE COUNTY COMMUNITIES

ASHLAND

Ashland, Missouri, is located in southern Boone County and is one of the region's fastest growing communities along the Highway 63 corridor. As the population continues to grow, residents still enjoy the quaint, small-town ambiance along with the excellent Southern Boone County School District, thriving churches and impressive residential developments.

Ashland's location is a treasure for Boone County. Many residents enjoy the easy commute to Columbia or Jefferson City both less than 15 minutes away on U.S. Highway 63, a four lane divided highway. The regional airport on the northern edge of the city is just minutes from downtown Ashland. It is a prime development site for the mid-Missouri region. Also located within a ten minute drive of city limits is access to the Katy Trail State Park system that stretches across the state and runs along the Missouri River bluffs.

The City of Ashland website, www.ashlandmo.us, has additional details about city government, city services, city staff and Southern Boone Schools.

The greater Ashland area is also represented by two active entrepreneurial groups. The Southern Boone Chamber of Commerce (www.southernboonechamber.com), provides business support to business entities. The Southern Boone Economic Development Council, (www.investinsouthernboone.com), provides resources and support to new business attraction, site selection, infrastructure and existing business development opportunities. Each of their websites provides additional information on the community, chamber membership and events.





CENTRALIA

Centralia, Missouri, is the second largest community in Boone County and is located approximately 25 miles northeast of Columbia. Centralia was founded in 1857 as a station on a new railroad approximately half-way or central to the railroad from St. Louis to Ottumwa, Iowa. Today, Centralia is served by the Norfolk Southern and Kansas City Southern national rail lines and by the COLT Railroad spur railroad.

Centralia is the home of Hubbell/Chance, the largest manufacturer in Boone County and an internationally recognized leader in manufacturing and distribution facility of equipment for electrical distribution systems. The city is a steadily growing residential community which will eclipse 4,200 citizens soon and a growing retail trade center. A high value is placed on education through support of a modern school system and a nationally-recognized local public library.

Centralia has established an Enhanced Enterprise Zone (EEZ) that offers aggressive tax benefits for new or expanding industrial employers. The City has active partnerships with REDI, the Regional Planning Commission and the Centralia Area Chamber of Commerce to promote economic growth. The City of Centralia owns the electric, water and sewer utilities which allows better coordination of services for commercial and industrial prospects.

The City of Centralia website, www.centraliamo.org, has information about city services and government, with links to other community and regional organizations. The Chamber website, www.centraliamochamber.com, has information on area businesses, Civil War history, area festivals and events including the annual Anchor Fest the first weekend after Memorial Day which is dedicated to the invention of the helical utility pole anchor by A.B. Chance in 1912.

HALLSVILLE

Hallsville, Missouri, was the second fastest growing city in Boone County, tripling in size in the last 15 years according to the 2010 Census. Just 10 miles north of I-70, it offers the ambiance of a quaint community with an excellent school district.

Hallsville has an Industrial Park, and a 120-acre zoned industrial site that is shovel ready. With many service businesses, a charming restaurant, and a bed and breakfast, Hallsville makes a great day trip to visit its unique gift shops. With a grocery store, hair salons, and the Boone County PASS IT ON Community Resource Center that recently opened, the active Chamber of Commerce keeps the business community revitalized.

Hallsville is put on the world map for hosting the NRA/ Midway USA Bianchi Cup Shooting Match at the Green Valley Rifle & Pistol Club, and the VORTAC known by pilots around the country.

Hallsville has one of the lowest property tax, sales tax, and user fee rates in the area, which keeps the cost of living down for an affordable quality of life.

Find more information at www.hallsvillemissouri.wordpress.com or on the City's Facebook page at City of Hallsville, Missouri.



REDI INVESTORS

The following businesses have demonstrated their commitment to economic development in Columbia and Boone County, Missouri, through investment in Regional Economic Development Inc. (REDI).

COUNCIL OF 10 INVESTORS

City of Columbia, Missouri
Boone County, Missouri
University of Missouri-Columbia
Boone Electric Cooperative
Boone Hospital Center
Central Bank of Boone County
Commerce Bank
Hawthorn Bank
Landmark Bank

LEADER INVESTORS

3M Columbia
CenturyLink
City of Columbia Water & Light
Discovery Ridge Research Park
First State Community Bank
Huebert Builders, Inc.
Joe Machens Dealerships
Mediacom Business
Shelter Insurance Companies
Veterans United Home Loans

SUSTAINING INVESTORS

C&C Construction, Inc.
Crockett Engineering
Hulett Heating & Air Conditioning
Missouri Innovation Center
Providence Bank
RE/MAX Boone Realty -
Commercial Division
Simon Oswald Architecture
Williams-Keepers

ASSOCIATE INVESTORS


Addison's and Sophia's
Alliance of Realtors
Allstate Consultants
Ameren Missouri
Atkins Companies
Boone-Central Title
City of Ashland
City of Centralia
Columbia Area Career Center
Columbia Board of Realtors
Columbia Chamber of Commerce
Columbia College
Columbia Daily Tribune/
Tribune Publishing
Columbia Insurance Group
Columbia Mall
Columbia Orthopaedic Group
Columbia Public Schools
Crawford Construction
Dave Griggs' Flooring America
Downtown Community
Improvement District
Emery Sapp & Sons, Inc.
Engineering Surveys & Services
Evans & Dixon, LLC
EveryEventGives
Fechtel Beverage
Forum Development Group
House of Brokers Realty
Hubbell Power Systems, Inc.
Klingner & Associates
KOMU-TV
Lathrop Gage LLP
Little Dixie Construction
Maly Commercial Realty, Inc.
Mid-Continent Financial Services
Miller's Professional Imaging
Missouri Employers Mutual Insurance
Moberly Area Community College
Moore & Shryock, LLC
Moresource, Inc.
Novana, Inc.
Orscheln Properties Company, LLC
Peckham & Wright Architects, Inc.
Plaza Commercial Realty
Professional Contractors & Engineers
PTC Laboratories, Inc.
SilverTree Companies
Terracon
The Bank of Missouri
The Callaway Bank
The Harold E. Johnson Companies, Inc.
The Insurance Group
THH-McClure Engineering Company
Tiger Institute/Cerner Corporation
Timberlake Engineering
University of Missouri-School of Medicine
Van Matre, Harrison, Hollis,
Taylor & Elliot, P.C.
Watlow Electric Manufacturing, Inc.
Winter-Dent & Company

AFFILIATE INVESTORS

John John, Real Estate Agent
Vicki Russell



ATTRACT



EXPAND



GROW

about **REDI**

Regional Economic Development Inc. (REDI) is a nonprofit, public/private partnership created to enhance the vitality of business and increase the number of quality, sustainable jobs in Columbia and Boone County, Missouri. REDI is accredited by the International Economic Development Council.

REDI was founded in 1988 when community leaders recognized the need to collaborate to attract, expand and grow business and preserve the area's exceptional quality of life. REDI is funded by the City of Columbia, Boone County, the University of Missouri, and more than 100 local businesses and municipalities to coordinate the region's economic development activities. REDI is governed by a 19-person Board of Directors selected by and representing its public and private investors. The REDI staff also serves as the Economic Development Department for the City of Columbia.

Columbia, in Boone County, Missouri, is a mid-sized city with a strong economy rooted in education, research, healthcare, life-sciences, manufacturing and high-tech industry. Successful economic development requires a regional perspective, and REDI's partnership of public and private entities allows it to work collaboratively with various local, regional and state economic development agencies, as well as educational institutions, to:

ATTRACT new businesses and quality jobs that enhance the area's economy and community

EXPAND the presence of existing legacy businesses and ensure a sustainable workforce

GROW startup businesses and foster a stronger entrepreneurial ecosystem

The REDI partnership harnesses the synergy of collaboration, avoids the cost of duplicate efforts among its partners, and supplements taxpayers' dollars with private investments. REDI works to attract businesses that complement Columbia's existing industries and resources. REDI assists companies seeking to locate or start a business in the region, promoting Columbia's and Boone County's excellent quality of life, highly skilled labor force, and central location near interstate highways, rail and air service.

To learn more about the business opportunities in Boone County, contact REDI. REDI's representatives can help you with:

- Available site and building information
- Comprehensive area demographic information
- Labor availability studies
- Community tours
- Community orientations and introductions
- Customized state and local incentive proposals

FOR INFORMATION ON UPCOMING EVENTS OR TO
SUPPORT ECONOMIC DEVELOPMENT BY INVESTING IN REDI

CALL
573-442-8303

VISIT
COLUMBIAREDI.COM
FACEBOOK.COM/COLUMBIAREDI




Regional Economic Development Inc.

IF YOUR BUSINESS REQUIRES AN
EDUCATED WORKFORCE IN A
BUSINESS-FRIENDLY ENVIRONMENT,
COLUMBIA/BOONE COUNTY, MISSOURI,
IS THE RIGHT LOCATION FOR YOU.

High-tech companies benefit from our highly-educated workforce and collaboration with the University of Missouri, the state's premier research institute. Columbia and Boone County, a Certified Work Ready Community, have been chosen by international companies such as BioPharma Services Inc. to locate their U.S. facilities. Aurora Organic Dairy and American Outdoor Brands recently chose Columbia/Boone County for their new facilities, and long-time manufacturers like 3M and Kraft-Heinz have found Columbia to be an ideal location. Many employers agree with what our residents know to be true: Columbia and Boone County offer a low cost of living with a superior quality of life that employees enjoy.

We look forward to hearing from you.



REGIONAL ECONOMIC DEVELOPMENT INC.

500 East Walnut, Suite 102
Columbia, MO 65201

573.442.8303 | COLUMBIAREDI.COM